

## ENGLISH FRIENDLY COURSES (EFC) 2024-2025 CAMPUS OF GIPUZKOA






**Link to website:** <https://www.ehu.es/en/web/hezkuntza-filosofia-antropologia-fakultatea/mobility-programmes>

**Contact:** [hefa.internacional@ehu.es](mailto:hefa.internacional@ehu.es)


In addition to the general offer of courses taught in English, some Centers offer for incoming students English Friendly Courses (EFC): subjects taught in Spanish or Basque, in which the syllabus summary; lecturer tutoring, examinations and/or papers are available in English.

### English Friendly Courses taught in SPANISH:

#### FACULTY OF EDUCATION, PHILOSOPHY AND ANTHROPOLOGY (230)

COURSE	SEMESTER <sup>1</sup>	CREDITS	SCHEDULE <sup>2</sup>	LINK TO SYLLABUS
<b>Bachelor`s Degree in Pedagogy</b>				
26306 Formación de Formadores	1st	6	M	
<b>Bachelor`s Degree in Social Education</b>				
26287 Dinamización Social y Cultural	1st	6	M	
<b>Bachelor`s Degree in Philosophy</b>				
25167 Introducción a la Filosofía I	1st	6	M	
<b>Bachelor`s Degree in Anthropology</b>				
26334 Métodos y Técnicas Cuantitativas	1st	6	M	
26331 Antropología Simbólica	2nd	6	M	
26345 Migración y Movilidad	2nd	6	M	
25167 Introducción a la Filosofía I	1st	6	M	

#### FACULTY OF EDUCATION, PHILOSOPHY AND ANTHROPOLOGY (254)

COURSE	SEMESTER	CREDITS	SCHEDULE	LINK TO SYLLABUS
<b>Bachelor's Degree in Infant Education</b>				
25912 Las tecnologías de la información y comunicación en educación	2nd	6	M	

<sup>1</sup> SEMESTER: Annual: September 2024 to May 2025


1<sup>st</sup>: September 2024 to January 2025

2<sup>nd</sup> : January 2025 to May 2025


<sup>2</sup> SCHEDULE: Morning (M)/ Afternoon (A): begins at 13.30

## English Friendly Courses taught in BASQUE:

### FACULTY OF EDUCATION, PHILOSOPHY AND ANTHROPOLOGY (230)

COURSE	SEMESTER <sup>3</sup>	CREDITS	SCHEDULE <sup>4</sup>	LINK TO SYLLABUS
Bachelor`s Degree in Anthropology				
26334 Metodo eta Teknika Kuantitatiboak	1st	6	M	

### FACULTY OF EDUCATION, PHILOSOPHY AND ANTHROPOLOGY (254)

COURSE	SEMESTER	CREDITS	SCHEDULE	LINK TO SYLLABUS
Bachelor`s Degree in Primary				
25864 Ikastetxearen Antolakuntza	2nd	6	M	

<sup>3</sup> SEMESTER: Annual: September 2024 to May 2025

1<sup>st</sup>: September 2024 to January 2025

2<sup>nd</sup> : January 2025 to May 2025

<sup>4</sup> SCHEDULE: Morning (M)/ Afternoon (A): begins at 13.30.



## COURSE GUIDE

2024/25

**Faculty** 230 - Faculty of Education, Philosophy and Anthropology

**Cycle** .

**Degree** GPEDAG20 - Bachelor's Degree in Pedagogy

**Year** Third year

## COURSE

26306 - Trainers Training

**Credits, ECTS:** 6

## COURSE DESCRIPTION

### DESCRIPTION AND CONTEXTUALIZATION OF THE SUBJECT

The subject Training of trainers is included in Module 5 of the Degree in Pedagogy, entitled Pedagogical Intervention. This subject tries to investigate the elements to be considered in the design of contextualized formative processes. To make this it is necessary to analyze, reflect, and seek the coherence between the design approach, the models in which the training is framed and the possible training strategies to be applied. From this point of view, throughout the development of the subject several real situations and practical cases are presented, on which informed and consensual decisions must be made.

It is important to underline that the University of the Basque Country has found in the SDGs contained in the 2030 Agenda for Sustainable Development (UN, 2015) a roadmap to align the university's work with the great challenges facing the planet and people. The EHUagenda 2030 for sustainable development (2019-2025) includes the University of the Basque Country's contribution to 12 of the 17 SDGs of the 2030 Agenda, to which the commitment to linguistic and cultural diversity has been added through SDG 17+1. Specifically, the Training of Trainers subject is based on SDG 4 "Ensure inclusive and equitable quality education and promote lifelong learning opportunities for all" and in turn promotes SDG 4, as well as SDG 10 "Reduce inequalities and ensure that no one is left behind" and 18 "Promote linguistic and cultural diversity".

In order to develop this subject without excessive difficulty, a basic command of the principles of General Didactics, Design and Innovation of the curriculum, as well as the processes of Communication and Educational Relationship must be mastered. In addition, it is advisable to have elementary knowledge of how to work in a team, as well as demonstrate an open and participative attitude throughout the semester.

## COMPETENCIES/LEARNING RESULTS FOR THE SUBJECT

### SKILLS

Below are the skills of the module on which the subject directly affects (\* are cross-skills):

- 5C3. Use different formative and methodological strategies to intervene among educational agents.
- 5C4. Design training proposals for educational professionals adapted to intervention contexts.
- 5C5\*. Base and argue proposals for pedagogical intervention that facilitate common decision making.

### LEARNING OUTCOMES

The learning outcomes that the students must show in the subject are specified below:

- Identifies in formative designs the orientation on which said proposal is articulated.
- Analyzes the formative needs emerging from the trainers in a situation close to reality.
- Designs a training proposal describing each of its phases in a coherent manner.
- Critically assess a training design.
- Gives off written products of different nature (reports, projects ...) using terminology appropriate to the profession.

## Theoretical and Practical Contents

### SUBJECT-MATTER

- 1 Models of training
  - 1.1 Technical model
  - 1.2 Practical Model
  - 1.3 Critical Model
- 2 Planning and analysis of a proposal of a training design
  - 2.1 Context of training
    - 2.1.1 Organizational culture
    - 2.1.2 The organizational climate
    - 2.1.3 The actors of the training
  - 2.2 Analysis and detection of training needs
    - 2.2.1 Types of needs
    - 2.2.2 Sources for the detection of needs
    - 2.2.3 Instruments for the detection of needs
    - 2.2.4 Levels and selection of needs
  - 2.3 Training planning
    - 2.3.1 Levels of concretion of the formation
    - 2.3.2 Elements of the training designs
- 3 Curricular design of the training
  - 3.1 Skills and training objectives



- 3.2 Selection and sequencing of the contents
- 3.3 Modalities and training strategies:
  - 3.3.1 Training modalities. Courses, Workshops, Seminars...
  - 3.3.2 Methodological strategies. Methods for active learning; Action Research; Supervision and Advice; mentoring
  - 3.3.3 Techniques for training
- 3.4 Selection and use of media and supports
- 3.5 Organization and preparation of the physical stage.
- 3.6 Training assessment
- 4 Assessment of training proposals
  - 4.1 Design of general evaluation criteria
  - 4.2 Writing and defense of assessment report

**TEACHING METHODS**

**METHODOLOGY**

The methodology proposed is active and participatory; that is why the students perform a continuous and constant work both inside and outside the classroom.

The dynamics that will be used in the classroom combine individual and group activities. At certain times the role of teachers will be greater (lectures) while in others the direction of the process will primarily fall on the students (seminars and classroom practices) with the support of the teacher. It is necessary to emphasize that the method of Cases is specially used in this subject.

**ASSESSMENT**

The assessment is closely related to the methodological approach. Throughout the learning process (which we understand as continuous) students are assigned both individual and group activities as professional challenges to which they must respond in an appropriate and well-founded manner. Consequently, all these practical tasks constitute the milestones that mark student learning process and they are object of evaluation.

Consequently, the subject is committed to a formative and continuous assessment:

- Interdisciplinary module work 20%
- Written and oral team practices (exercises, cases, problems ...) 30%
- Written and oral individual practices (reflections, scientific searches, exercises ...) 50%

The final score will be obtained from the average of the above-mentioned qualifications, provided that each of the parties has been passed, so each of them is compulsory.

The readings, videos, teacher's explanations, student's explanations, student's group works... that the subject needs for its development and for the work of the student's competences, can be worked through eGela, where it will be available if the situation requires it.

**TYPES OF TEACHING**

Types of teaching	M	S	GA	GL	GO	GCL	TA	TI	GCA
Hours of face-to-face teaching	36	12	12						
Horas de Actividad No Presencial del Alumno/a	54	18	18						

- Legend:**
- M: Lecture-based
  - S: Seminar
  - GA: Applied classroom-based groups
  - GL: Applied laboratory-based groups
  - GO: Applied computer-based groups
  - GCL: Applied clinical-based groups
  - TA: Workshop
  - TI: Industrial workshop
  - GCA: Applied fieldwork groups

**Evaluation methods**

- Continuous evaluation
- End-of-course evaluation

**Evaluation tools and percentages of final mark**

- Multiple choice test 20%
- Individual assignments 30%
- Teamwork assignments (problem solving, Project design) 30%
- Actividad Interdisciplinar de Módulo 20%

**ORDINARY EXAMINATION PERIOD: GUIDELINES AND OPTING OUT**

**ORDINARY CALL**

Continuous assessment is characterized by being formative. So during the teaching-learning process improvements are made into the handouts. However, this process requires that students participate in class; performing, assessing and sharing the practices, exercises and activities carried out both inside and outside the classroom.

In any case, students will have the right to be assessed through the final evaluation system, regardless of whether or not they have participated in the continuous assessment system.

For this, as set out in the AGREEMENT of 2016 of December 15th of the Governing Council of the University of the



Basque Country, where approves the regulations governing the assessment of students in the official qualifications of Degree, students must submit in writing to the faculty responsible for the subject the waiver of continuous assessment, for which they will have a period of 9 weeks from the beginning of the semester, according to the academic calendar of the center.

The students who opt for the final assessment system must prove the development of skills following the same procedure as that used for students who cannot participate in continuous assessment and is presented with a final exam:

- Completion of a final written exam (day and time established by the center) that will consist of dichotomous questions (true/false and justification, 20%) and reflection about some readings and practice activities connecting with different thematic areas of the subject (80%).

Following the rules of student assessment for the official degree, based on article 12.2, in the case of continuous assessment, if the weight of the final test is greater than 40% of the grade of the subject, it will suffice not to take the final test for the final grade of the subject not to be presented or not presented. Otherwise, if the weight of the final test is equal to or less than 40% of the grade of the subject, the student may waive the call in a period that, as a minimum, will be up to one month before the end of the teaching period of the corresponding subject. This waiver must be submitted in writing to the teaching staff responsible for the subject.

The continuous evaluation, if the health situation requires it, can be done through eGela, that is, both by uploading the necessary materials for the evaluation (deliverables, practices...) and by granting the qualification. The students who are going to take the final test can do it through eGela if it is not possible to do it in person.

## EXTRAORDINARY EXAMINATION PERIOD: GUIDELINES AND OPTING OUT

### EXTRAORDINARY CALL

The students who do not pass the subject in the ordinary call, regardless of the evaluation system chosen in it, will have the right to do the exams and assessment activities that are included into the final assessment test of the extraordinary call.

The evaluation of the subjects in the extraordinary calls will be made exclusively through the final evaluation system. The students will accredit the development of the skills following the same procedure as the one used for the students that cannot participate in the continuous assessment and is presented in a final exam:

- Completion of a final written test (day and time established by the center) that will consist of dichotomous questions (true/false and justification, 20%) and reflection about some readings and practice activities connecting with different thematic areas of the subject (80%).

To renounce the extraordinary call it is enough if the student does not appear to the exam. In the case of the final assessment, the non-presentation to the exam set by the center will automatically mean the resign to the corresponding call.

## MANDATORY MATERIALS

### COMPULSORY MATERIALS

Didactic supports to develop the subject:

- A) Slides corresponding to each topic
- B) Practices related to each of the topics: cases, files, exercises...
- C) Scientific readings that will be provided at the beginning of the subject.

## BIBLIOGRAPHY

### Basic bibliography

- BIRKENBIHL, M. (2007). Formación de formadores. Madrid, Pirámide.
- COLOM, A. (1994). Estrategias de formación en la empresa. Barcelona, Narcea.
- IMBERNON, F. (2004). La formación y el desarrollo profesional del profesorado. Barcelona, Graó.
- LOPEZ, J.; LEAL, I. (2002). Aprender a planificar la formación. Barcelona, Paidós.
- MÍNGUEZ VELA, A. (2003). El formador en la empresa. Madrid, ESIC.

### Detailed bibliography

- BONALS, J. (1996). El trabajo en equipo del profesorado. Barcelona, Graó.
- DEL POZO, P. (2002). Formación de formadores. Madrid, Pirámide.
- IMBERNON, F. (2002). La investigación educativa como herramienta de formación del profesorado. Barcelona, Graó.
- PINEDA, P. (2002). Gestión de la formación en las organizaciones. Barcelona, Ariel.
- VARIOS (2001). La formación del profesorado. Proyectos de formación en centros educativos. Barcelona, Graó.

### Journals

RED. Revista de Educación a Distancia  
Profesorado. Revista de currículum y formación del profesorado  
Revista Interuniversitaria de Formación del Profesorado  
Herramientas. Revista de formación para el empleo  
Revista de formación e innovación educativa univ. (REFIEDU)



### Web sites of interest

<http://www.oei.es/rifad01.htm> página Organización de Estados Iberoamericanos Para la Educación, la Ciencia y la Cultura. Bibliografía básica sobre Formación de formadores  
<http://innovateonline.info/index.php> página de la revista on-line titulada: Innovate. Journal of online education  
<http://www.reduce.cl/reduc/umbralul.htm> página de la revista Umbral 2000. Revista digital de la Red Latinoamericana de información y documentación en educación (Reduc)  
<http://www.infotep.gov.do/InfotepIndice.html> Revista Integración. Formación en la empresa.

### OBSERVATIONS

OBSERVATIONS  
It is important that the students keep in mind the Module Guide.



## COURSE GUIDE

2024/25

**Faculty** 230 - Faculty of Education, Philosophy and Anthropology

**Cycle** .

**Degree** GESOCI20 - Bachelor's Degree in Social Education

**Year** Third year

## COURSE

26287 - Social and Cultural Dynamization

**Credits, ECTS:** 6

## COURSE DESCRIPTION

The "Social and Culture Dinamizatyon" lesson is a lesson from the 6 credits of the fifth module of the Degree in Social Education.

It is a third-level lesson and therefore a stimulating subject of social educators. It focuses on driving and leadership keys. Lessons are deepened in the knowledge, development and skills development of social agents that are working in community action. In this way, all this knowledge is applied to the dynamization plans, participation in the promotion, the creation of collaborative networks and community organization. Always, with a vision of globalized reality and a more united one.

The contents will be coordinated horizontally with work module 5, and vertically with human rights, social policies, education policies and communication and education (module 2).

## COMPETENCIES/LEARNING RESULTS FOR THE SUBJECT

1. That the students propose social dynamization strategies for the development of collaborative work, to promote social participation and community development; always taking into account the ethical keys, the gender perspective and social responsibility (5C3).

- Knowing strategies to foster collaborative work.
- To develop collaborative conflict resolution dynamics.
- To analyse and apply strategies of dynamisation at community level.
- Knowing the applicability of ethics and the code of ethics in professional practice.
- Analyse and apply the gender perspective in the interventions in practice and in the interventions generated.

2. That the students communicate orally and in public ideas / arguments on socio-educational topics, based on teaching resources (5C5).

- Develop links between ideas and topics.
- Present arguments on proposed topics.
- Create and communicate solutions to the cases and problems dealt with.

3. That the students prepare written reports duly argued, using the established formal criteria (5C6).

- To elaborate argued written reports, using the established formal criteria.
- To search for data (scientific, legislative, fieldwork) in appropriate sources and select the information for analysis

4. That the students show an active and responsible disposition in relation to the activities and learning tasks (5C7).

- To know the professional field of Social Education.
- Develop an innovative approach to Social Education and incorporate it into the proposed tasks.
- To analyse the holistic approach to social education in the proposed cases

5. That the students show a responsible and ethical attitude within the work teams, focusing on the potential of the same, and in the detection and resolution of difficulties (5C8).

- Show ability to justify one's own arguments and ideas in an environment of mutual respect.
- Develop communication skills to interact and share with other people.
- Solve difficulties that arise in the group in a cooperative way.
- Be able to organise oneself in a group and manage time.

## Theoretical and Practical Contents

Conceptual approach to social and cultural dynamization. This topic clarifies the concepts, knowledge and basic commitments related to the subject. Concepts: Dynamization, community development, community, participation, sociocultural animation, democracy, citizenship, commitment,

The practice of social and cultural dynamization In this topic we will tackle the social and cultural dynamization from a theoretical-practical perspective. Scopes, models, scenarios, agents and actions. Social processes and cultural creation-management.

The socio-cultural animation: Areas of intervention and process. In this topic, we approach sociocultural animation based



on case studies. The process of sociocultural animation. Research in sociocultural animation.  
 Good practices for social and cultural dynamization: Social projects and cultural creation In this topic we will work on experiences and practical projects to carry out with a community (from the community perspective: social change, shared management, transformational practices, multi- intercultural, intergenerational society, egalitarian societies, space W3?).  
 Functions of educators and social educators in community dynamization and development. It is intended to reflect on the democratic leadership that a social educator or educator must develop and its implications: accompaniment, dynamism of the groups, citizen participation that makes history.

**TEACHING METHODS**

We will try that our subject is considered as a work seminar in which each team dynamises both it is action and the collective work that we will have to coordinate.  
 It will be a theoretical-practical seminar that by means of readings, of dialogues in group, of confrontation with our practices we learn the competences.

The exercises, practices, videos, teacher's exhibitions, student's exhibitions... necessary for the acquisition of the subject's competences will be worked on through eGela and will be available on eGela if the situation requires it.

**TYPES OF TEACHING**

Types of teaching	M	S	GA	GL	GO	GCL	TA	TI	GCA
Hours of face-to-face teaching	36	12	12						
Horas de Actividad No Presencial del Alumno/a	54	18	18						

**Legend:** M: Lecture-based S: Seminar GA: Applied classroom-based groups  
 GL: Applied laboratory-based groups GO: Applied computer-based groups GCL: Applied clinical-based groups  
 TA: Workshop TI: Industrial workshop GCA: Applied fieldwork groups

**Evaluation methods**

- Continuous evaluation
- End-of-course evaluation

**Evaluation tools and percentages of final mark**

- Exercises, cases or problem sets 15%
- Individual assignments 15%
- Teamwork assignments (problem solving, Project design) 45%
- Moduluko diziplinarteko Jarduera (DILAN)

Continuous evaluation will be done through eGela if the situation so requires. Both the deliverables (practices, works...), as well as the qualification. The students who take the final test will do it through eGela, as long as it cannot be done in person. 25%

**ORDINARY EXAMINATION PERIOD: GUIDELINES AND OPTING OUT**

Evaluation is key in the learning process, so you have to focus on the continuous-formative work of the students. This work will be carried out from the activities that will be presented in class, of the cases or dynamics that are being worked on, as well as of the personal reflection that the students show about the professional aspects.

Evaluation clarifications

Due to the different center realities in which this subject is taught (different teaching modes, number of students per different groups, modular work of each center, culture, etc.), the evaluation system of this subject in each center is the next:

• School of Teaching of Bilbao

1. Continuous evaluation, for the students that normally attend the class and fulfills the tasks in charge.  
 • Completion of practices (Exercises, Cases or Problems) and Individual work: 35% on the final mark  
 • Written exam to develop: 25% on the final grade.  
 • Group work: 25% on the final grade  
 • Interdisciplinary module activity: 15% on the final grade

In order to be able to opt for the continuous assessment, students must complete 75% attendance and participation in the classes.

The students that are subject to continuous evaluation and want to renounce the call must notify their intention to the professors before 2/3 of the time that lasts the subject (10 weeks).

2. For the students that have recognized their right to a final test and for which they do not meet the attendance requirements of the continuous assessment, examination,  
 • Written exam plus a practical test





&#61607; Faculty of Education, Philosophy and Anthropology.

1. Continuous evaluation, for the students that normally attend the class and fulfills the tasks in charge.

&#61607; Completion of practices (Exercises, Cases or Problems) and Individual work: 30% on the final mark

&#61607; Group work: 45% on the final grade

&#61607; Interdisciplinary module activity: 25% on the final grade.

2. For the students that have recognized their right to a final test and for which they do not meet the attendance requirements of the continuous assessment, examination,

&#61607; Written exam plus a practical test.

In the case of continuous evaluation, if the weight of the final test is greater than 40% of the qualification of the subject, it will be enough to not submit to said final test so that the final grade of the subject is not presented. Otherwise, if the weight of the final test is equal to or less than 40% of the grade of the subject, students may waive the call in a period that, at least, will be up to one month before the end date of the teaching period of the corresponding subject. This waiver must be submitted in writing to the faculty responsible for the subject.

### EXTRAORDINARY EXAMINATION PERIOD: GUIDELINES AND OPTING OUT

&#61607; LAST EVALUATION (100%)

DOES THE STUDENT DO NOT HAVE A LICENSE OR A CUSTOMER CALL FOR YOU:

&#61607; The note passed to a student from a regular call notice will be saved, and only parts that are suspended or delivered.

&#61607; The same percentages used in the ordinary call will be applied to the aforementioned works.

&#61607; Students who refuse to give their regular notice to the student must complete the final proof (70%) or practical work (30%).

It will be essential to overcome the course to pass all the parts considered in the assessment.

o EVALUATION CRITERIA:

&#61607; Delivery of works within a period of time and compliance with criteria (capacity 5)

&#61607; Use the written language appropriately (without spelling errors) and use the well-adapted terminology discipline. (Capacity 3)

&#61607; Provide meaningful information; arguing and explaining ideas. (Capacity 2 and 3)

&#61607; Participate in classroom activities and participate in classroom activities. (Capacity 4)

&#61607; Integrating key ethics, gender perspective and social responsibility keys into work content. (Capacity 1)

&#61607; Carry out a group and individual reflection on the process followed, the acquired learning, and the difficulties encountered. From Social Education point of view, explaining the contribution of the final product.

### MANDATORY MATERIALS

BAUMAN, Z. (2000). Liquid Modernity. Malden. Polity Press.

MILANOVIC. B. (2016). Global Inequality: A new approach for the age of globalization. London. Harvard University.

### BIBLIOGRAPHY

#### Basic bibliography

- BAUMAN, S. (2000). Liquid Modernity. Oxford: Polity Press.

-MILANOVICH, B. (2016). Global Inequality: A New Approach for the Age of Globalization. Cambridge. Harvard University Press.

#### Detailed bibliography

- KREUGER, R. & King, J. A. (1997). Involving Community Members in Focus Group; focus Group Kit 5. California: SAGE Publications.

#### Journals

- Revista iberoamericana de educación. <http://www.rieoei.org>

- Revista de Educación <http://www.ince.mec.es/revedu/>

- Revista de Educación Social <http://www.eduso.net/res/>

- Revista iberoamericana de Animación sociocultural <http://www.rianimacion.org/>

- Revista Global para ciudadanos del mundo <http://www.otromundoesposible.net/>



### Web sites of interest

<http://dialnet.unirioja.es>  
<http://www.peretarres.org>  
[www.fundacionede.org](http://www.fundacionede.org)  
<http://www.eduso.net/>

### OBSERVATIONS



**COURSE GUIDE** 2024/25

**Faculty** 230 - Faculty of Education, Philosophy and Anthropology

**Cycle** .

**Degree** GANTRO20 - Bachelor`s Degree in Social Anthropology

**Year** Third year

**COURSE**

26334 - Quantitative Methods and Techniques

**Credits, ECTS:** 6

**COURSE DESCRIPTION**

This subject is arranged as an introduction to quantitative social research, as an alternative approach to qualitative research. Its main aim is to train students in the quantitative research approach, considering its scope and limitations as far as anthropological knowledge is concerned. Therefore, different quantitative data collection methods will be addressed in order to see the contribution of each one to the study of the research object. Different sampling strategies are also considered connected with data gathering techniques. Both descriptive and correlational statistical data analysis is developed with SPSS. Finally, the subject poses different strategies for the combination of both quantitative and qualitative approaches in order to improve Anthropological knowledge.

**COMPETENCIES/LEARNING RESULTS FOR THE SUBJECT**

Main competences of the subckect:

- Students` training for designing quantitative research
- Students` training in using and interpreting descriptive, correlational and multivariate statistical analysis

**Theoretical and Practical Contents**

1. Similarities and differences between quantitative and qualitative approaches.
2. Proposal for a quantitative resarch problem: questions, justification and feasibility.
3. Scope for a quantitative research: de la investigación cuantitativa: exploratory, descriptive, correlational or explanatory.
4. Selecting a quantitative sample: sampling methods and sample size.
5. Quantitative data gathering and coding: questionnaires, attitude scales, quantitative content analysis and quantitative observation.
6. Quantitative data analysis: descriptive, correlational and multivariate statistics.
7. Writing a results report.
8. Mixed research designs: combining quantitative and qualitative.

**TEACHING METHODS**

Tasks to be developed in the class:

- Theoretical lectures
- Reflection and discussions over research texts
- Presenations over individual practical cases (research design and data)
- Individual tuition
- Group tuition
- Statistical analysis with SPSS programa at the computer room

Tasks to be developed out of class (these can be done in English)

- Reading of recommended texts
- Design and develope a quantitative research project
- Prepare a final report on the resarch project

**TYPES OF TEACHING**

Types of teaching	M	S	GA	GL	GO	GCL	TA	TI	GCA
Hours of face-to-face teaching	36		24						
Horas de Actividad No Presencial del Alumno/a	54		36						

**Legend:** M: Lecture-based S: Seminar GA: Applied classroom-based groups  
 GL: Applied laboratory-based groups GO: Applied computer-based groups GCL: Applied clinical-based groups  
 TA: Workshop TI: Industrial workshop GCA: Applied fieldwork groups

**Evaluation methods**

- End-of-course evaluation

**Evaluation tools and percentages of final mark**

- Written test, open questions 50%
- Individual assignments 50%



### ORDINARY EXAMINATION PERIOD: GUIDELINES AND OPTING OUT

The final evaluation will be based on two main tasks: the final report on the individual quantitative research project (50%) and a practical exam on the contents of the subject (50%).

### EXTRAORDINARY EXAMINATION PERIOD: GUIDELINES AND OPTING OUT

The final evaluation will be based on two main tasks: the final report on the individual research project (50%) and a practical exam on the contents of the subject (50%).

### MANDATORY MATERIALS

### BIBLIOGRAPHY

#### Basic bibliography

- Black, T. R. (1999) Doing Quantitative Research in the Social Sciences. An Integrated Approach to Research Design, Measurement and Statistics, Sage, London and Thousand Oaks.  
Bryman, A. (1988) Quantity and Quality in Social Research, Allen & Unwin Ltd., London.  
Burgess, R. G. (1984) In the Field. An Introduction to Field Research, Allen & Unwin Ltd., London.  
Lomax, R. G. et al (2020) An Introduction to statistical concepts, Routledge, London and New York.  
McNeil, P. (1985) Research Methods, Routledge, London and New York.  
Thrane, C. (2019) Applied Regression Analysis, Routledge, London and New York.

#### Detailed bibliography

#### Journals

#### Web sites of interest

- [http://www.ararteko.net/RecursosWeb/DOCUMENTOS/1/0\\_244\\_1.pdf](http://www.ararteko.net/RecursosWeb/DOCUMENTOS/1/0_244_1.pdf)  
[http://www.kultura.ejgv.euskadi.net/r46-19123/eu/contenidos/informacion/est\\_hp/eu\\_est\\_hp/est\\_hp.html](http://www.kultura.ejgv.euskadi.net/r46-19123/eu/contenidos/informacion/est_hp/eu_est_hp/est_hp.html)  
[http://www.gazteaukera.euskadi.net/r58-7651x/eu/contenidos/informacion/gazteen\\_joerak/eu\\_liburuak/adjuntos/JOERAK\\_6.pdf](http://www.gazteaukera.euskadi.net/r58-7651x/eu/contenidos/informacion/gazteen_joerak/eu_liburuak/adjuntos/JOERAK_6.pdf)  
[http://eu.eustat.es/document/datos/cuestionarios/CUES\\_CVL11\\_e.pdf](http://eu.eustat.es/document/datos/cuestionarios/CUES_CVL11_e.pdf)  
[http://www.lehendakaritza.ejgv.euskadi.net/contenidos/informe\\_estudio/retratos\\_de\\_juventud\\_15/eu\\_retjuv15/adjuntos/11retratos15\\_eu.pdf](http://www.lehendakaritza.ejgv.euskadi.net/contenidos/informe_estudio/retratos_de_juventud_15/eu_retjuv15/adjuntos/11retratos15_eu.pdf)

### OBSERVATIONS



**COURSE GUIDE** 2024/25

**Faculty** 230 - Faculty of Education, Philosophy and Anthropology

**Cycle** .

**Degree** GANTRO20 - Bachelor`s Degree in Social Anthropology

**Year** Second year

**COURSE**

26331 - Symbolic Anthropology

**Credits, ECTS:** 6

**COURSE DESCRIPTION**

This course deals with the way in which anthropology defines and approaches symbolism in general, as well as, more explicitly, the contributions from symbolic anthropology as a branch of anthropology. Combining theoretical approaches with specific ethnographies, we will explore the diversity of forms, functions and meanings that symbols adopt and their relationship with the production and reproduction of certain social systems.

General objectives:

1. To introduce students to symbolic anthropology.
2. To become acquainted with themes, concepts and main authors and their work.
3. To analyse aspects of socio-cultural reality through their symbolic system.

Specific objectives:

1. To understand how systems of meaning are constructed in a socio-cultural context and how they are related to structural systems.
2. To reflect on the role of symbols and rituals in diverse historical, cultural and social contexts.
3. Analyse the contributions of symbolic anthropology through specific ethnographic studies.

**COMPETENCIES/LEARNING RESULTS FOR THE SUBJECT**

**SKILLS TO BE ACQUIRED**

- Awareness of the complexity and importance of symbolic systems in social organisation.
- Understanding of the development of symbolic anthropology and its importance within the discipline.
- Indepth knowledge of the contributions of relevant authors and comparison with other relevant authors.
- Acquisition of a critical perspective on the contribution of symbolic analysis to the social sciences.
- Ability to produce critical and informed analysis of texts or other media.
- Competence in the reading, analysis and presentation - both orally and in writing - of classical and contemporary anthropological texts, using anthropological terminology and appropriate language.

**Theoretical and Practical Contents**

- (I) INTRODUCTION TO SYMBOLIC ANTHROPOLOGY: CURRENTS, AUTHORS AND THEIR WORKS
- (II) THE SYMBOLIC UNIVERSE OF RITUALS AND SOCIAL ORGANISATION
- (III) 10-12. MATERIAL DIMENSION OF THE SYMBOL
- (IV) 13-14. SYMBOLISM AND POLITICAL SYSTEMS, IDENTITY AND GENDER SYSTEMS

**TEACHING METHODS**

The methodology combines lectures with practical exercises.

A selection of compulsory and complementary readings, available in the egela, will be followed, and students will join in their presentation in class.

Students will work both in groups and individually and will also present their work in class.

In addition to the oral presentation of the bibliographical and ethnographic exercises, students will prepare and hand in written assignments, paying attention to the proper citation of sources.

**TYPES OF TEACHING**

Types of teaching	M	S	GA	GL	GO	GCL	TA	TI	GCA
Hours of face-to-face teaching	42		18						
Horas de Actividad No Presencial del Alumno/a	63		27						

- Legend:**
- M: Lecture-based
  - S: Seminar
  - GA: Applied classroom-based groups
  - GL: Applied laboratory-based groups
  - GO: Applied computer-based groups
  - GCL: Applied clinical-based groups
  - TA: Workshop
  - TI: Industrial workshop
  - GCA: Applied fieldwork groups

**Evaluation methods**

- Continuous evaluation
- End-of-course evaluation

**Evaluation tools and percentages of final mark**

- Written test, open questions 10%



- Exercises, cases or problem sets 10%
- Individual assignments 50%
- Teamwork assignments (problem solving, Project design) 20%
- Oral presentation of assigned tasks, Reading 10%

#### ORDINARY EXAMINATION PERIOD: GUIDELINES AND OPTING OUT

For those not attending class:

(a) A 4-page critical review (Times New Roman 12, 1.5 spacing) of one of the monographs cited in the obligatory bibliography to be brought on the day of the exam and as a pre-requirement for taking the exam.

b. A written examination of 3 questions, chosen from 4 provided. The questions may be on any subject included in the syllabus.

#### EXTRAORDINARY EXAMINATION PERIOD: GUIDELINES AND OPTING OUT

As above.

#### MANDATORY MATERIALS

Egela

The readings specified in the egela.

#### BIBLIOGRAPHY

##### Basic bibliography

BATESON G. ([1958] 2018) Naven, a Survey of the Problems Suggested by a Composite Picture of the Culture of a New Guinea Tribe Drawn From Three Points of View, Franklin Classics.

DOUGLAS, M. ([1966] 1973) Purity and Danger: An Analysis of Concepts of Pollution and Taboo, Routledge Classics.

GEERTZ, C. ([1973] 2017) The Interpretation of Cultures, Basic Books.

LEACH, E. (1976) Culture and Communication: The Logic by which Symbols Are Connected. An Introduction to the Use of Structuralist Analysis in Social Anthropology, Cambridge University Press.

SPERBER D. (1979) Rethinking Symbolism, Cambridge University Press.

TURNER, V. ([1969] 1996) The Ritual Process. Structure and Anti-Structure, Routledge.

##### Detailed bibliography

Bordieu, Pierre, 1985 (1982). "Ritos de institución", ¿Qué significa hablar Economía de los intercambios lingüísticos: 78-86. Madrid: Akal.

Cátedra, María. 1989. La vida y el mundo de los Vaqueiros de Alzada, Madrid: CIS.

Caro Baroja, Julio. 1988 (1961). Las brujas y su mundo. Madrid: Alianza.

Chevalier J. & Gheerbrant, A. 1984. Diccionario de los símbolos. Barcelona: Herder.

Del Valle, Teresa. 1988. Korrika. Rituales de la lengua en el espacio. Anthropos: Barcelona.

Descola, Philippe. 2005. Las lanzas del crepúsculo. Argentina: FCE.

Douglas, Mary. 1978. Símbolos naturales. Madrid: Alianza.

Douglass William. 1973. Muerte en Muréлага. El contexto de la muerte en el País Vasco. Barcelona: Seix-Barral.

Evans-Pritchard E. 1976 (1937). Brujería, magia y oráculo entre los Azande. Barcelona: Anagrama.

Favret-Saada, Jeanne. 1989 (1977). Deadly words. Witchcraft in the Bocage, Cambridge: Cambridge University Press.

Gluckman, Max; Douglas, Mary y Horton, Robin. 1988 (1944). Ciencia y brujería, Barcelona: Anagrama.

Harris, Marvin. 2011. Vacas, cerdos, guerras y brujas. Madrid: Alianza.

Hertz, Robert. 1990 (1909). La muerte y la mano derecha. Madrid: Alianza.

Izard M. y Smith P. 1989. La función simbólica. Gijón: Júcar.

Jimeno Salvatierra, Pilar. 2006. La creación de Cultura: Signos, símbolos, antropología y antropólogos. Madrid: Servicio de Publicaciones de la Universidad Autónoma de Madrid.

Lakoff G. y Johnson M. 1991. Metáforas de la vida cotidiana. Madrid: Cátedra.

Lévi-Strauss, Claude. 1985. El pensamiento salvaje. México: FCE.

Lévi-Strauss, Claude. 1987 (1958). Antropología estructural. Barcelona: Paidós.

Rapaport, Roy. 1985. Cerdos para nuestros antepasados. México: S. XXI.

Segalen, Martine. 2005. Ritos y rituales contemporáneos. Madrid.

Turner, Victor. 1999 (1967). La selva de los símbolos. Madrid: S. XXI.

Zulaika, Joseba. 1989. Violencia vasca. Metáfora y sacramento. Madrid: Nerea.

##### Journals

##### Web sites of interest

#### OBSERVATIONS



## COURSE GUIDE

2024/25

**Faculty** 230 - Faculty of Education, Philosophy and Anthropology

**Cycle** .

**Degree** GANTRO20 - Bachelor's Degree in Social Anthropology

**Year** Fourth year

## COURSE

26345 - Mobility and Migration

**Credits, ECTS:** 6

## COURSE DESCRIPTION

The course aims to provide students with basic conceptual and methodological tools for the analysis of different phenomena linked to the way in which mobility and migrations manifest themselves today. Thus, starting with a general analysis of mobility and migrations in anthropological theory, the aim is to examine specific aspects such as travel, tourism and its consequences or contemporary migratory processes and their peculiarities. Next, some elements will be analysed which act precisely in an attempt to slow down, discourage or restrict mobility and which would be another expression of contemporary hegemonic ideologies. Finally, an attempt will be made to delve into the more subjective dimension of the experience of mobility and migration, delving into the experiences of those who are involved in them and their consequences.

### OBJECTIVES:

#### General objectives:

1. To introduce students to the anthropological study of mobility and migrations.
2. To become familiar with themes, concepts and the main authors and their work.
3. To analyse aspects of the socio-cultural reality in relation to the movement of human beings.

#### Specific objectives:

1. To understand the necessary contextualisation of socio-cultural phenomena as global phenomena and to situate migratory processes as part of the same.
2. To distinguish between mobility and migration from a critical perspective.
3. To analyse the contributions of anthropology to the phenomenon of human movement through specific ethnographic studies.

## COMPETENCIES/LEARNING RESULTS FOR THE SUBJECT

### COMPETENCIES

M6C1. Analyse and comment - orally and/or in writing - texts elaborated from the basic fields of Social Anthropology in a clear, orderly and rigorous manner, using the relevant anthropological terminology.

M6C2. Distinguish, define and explain the basic concepts and thematic fields of Social Anthropology.

M6C3. Recognise, analyse and account for cultural diversity and human institutions in different spatial and temporal contexts.

M6C8. Examine and account for cultural constructions relating to sex, gender and sexuality, and anthropological interpretations and explanations in this respect.

M6C9. Examine and account for the challenges of contemporary societies, and the anthropological interpretations and explanations of them.

## Theoretical and Practical Contents

The programme consists of 4 thematic blocks organised according to the following outline:

### I. MOVEMENT: PEOPLES ON THE MOVE

Introduction. Mobility and migrations: definition and contextualisation. Understanding mobility yesterday and today: notions of space and time in the past and present. Nomadic peoples, groups on the move.

### II. MIGRATION: PEOPLE ON THE MOVE.

Migration patterns. Elements of change, elements of permanence. Migratory experiences and networks. Questioning mobility: borders, walls and boats.

### III. MOBILITY: TOURISTS AND STUDENTS WHO TRAVEL, "EXPATS" WHO STAY BEHIND

Travel, tourism: meaning and practices in today's societies. Implications for local societies.

### IV. LIVES ON THE MOVE

Nomadic bodies: subjective readings of mobility. The gender perspective. Safety on the journey. The experience of arrival. When I no longer move

## TEACHING METHODS

The methodology combines lectures with practical exercises.

A selection of compulsory and in-depth readings, available on the egele, will be followed, and their presentation and dynamisation in class will be distributed.

Students will work both in groups and individually and will also present their work in class.

In addition to the oral presentation of the bibliographical and ethnographic exercises, students will prepare and hand in written assignments, paying attention to the proper citation of sources.



## TYPES OF TEACHING

Types of teaching	M	S	GA	GL	GO	GCL	TA	TI	GCA
Hours of face-to-face teaching	36		24						
Horas de Actividad No Presencial del Alumno/a	54		36						

**Legend:** M: Lecture-based S: Seminar GA: Applied classroom-based groups  
 GL: Applied laboratory-based groups GO: Applied computer-based groups GCL: Applied clinical-based groups  
 TA: Workshop TI: Industrial workshop GCA: Applied fieldwork groups

## Evaluation methods

- Continuous evaluation
- End-of-course evaluation

## Evaluation tools and percentages of final mark

- Written test, open questions 10%
- Individual assignments 50%
- Teamwork assignments (problem solving, Project design) 30%
- Oral presentation of assigned tasks, Reading 10%

## ORDINARY EXAMINATION PERIOD: GUIDELINES AND OPTING OUT

For people who do not attend class (Work and exam):

- Annotated bibliography (above)
- A written exam of four questions, to choose three. The questions may be on any subject included in the syllabus.

## EXTRAORDINARY EXAMINATION PERIOD: GUIDELINES AND OPTING OUT

As above.

## MANDATORY MATERIALS

Egela.  
 Specified readings.

## BIBLIOGRAPHY

### Basic bibliography

- Castles, Stephen, Hein de Haas, Mark J. Miller. Eds. (2014) The age of migration (5th edition). New York: Palgrave Macmillan.  
 Lucassen, Leo. 2005. The immigrant threat: the integration of old and new migrants in Western Europe since 1850. Chicago: University of Illinois Press.  
 Ong, Aihwa. 1999. Flexible citizenship: The cultural logics of transnationality. Durham: Duke University Press.  
 Parreñas, Rhacel Salazar. 2015. Servants of globalization: Migration and domestic work (2nd edition). Stanford: Stanford University Press.  
 Torpey, John. 2000. The invention of the passport: surveillance, citizenship and the state. Cambridge: Cambridge University Press.  
 Xiang, Biao. 2006. Global body shopping: An Indian labour system in the information technology industry. Princeton: Princeton University Press.

### Detailed bibliography

Selected articles from journals such as Migration Studies, Journal of Ethnic and Migration Studies, International Migration Review, Mobilities. See the course syllabus for details.

### Journals

### Web sites of interest

## OBSERVATIONS





**COURSE GUIDE** 2024/25

**Faculty** 254 - Faculty of Education, Philosophy and Anthropology

**Cycle** .

**Degree** GINFAN20 - Bachelor's Degree in Infant Education

**Year** Second year

**COURSE**

25912 - Information and Communication Technology in Early Childhood Education

**Credits, ECTS:** 6

**COURSE DESCRIPTION**

It offers the possibility of reflecting on the social and educational impact of ICT as agents of educational innovation, and on the digital competence of teachers and students. It provides knowledge of the processes of interaction, communication and collaboration through ICT and their application to educational practice. The aim is to train people to guarantee the digital literacy of future citizens for their active insertion in the Knowledge Society. Virtual environments will be presented as means and scenarios for education, giving the opportunity to identify, implement and evaluate good practices with ICT. It will collaborate with the interdisciplinary project together with the rest of the subjects of the semester. Its development will integrate the experiences and knowledge derived from the first teaching practice stay.

**COMPETENCIES/LEARNING RESULTS FOR THE SUBJECT**

The five competences to be achieved are as follows:

1. To analyse and critically incorporate the social and educational impact of ICT and the way they affect family and school education.
2. To understand the processes of interaction, communication and collaboration through ICT in order to promote them.
3. Plan, develop and evaluate innovative teaching-learning processes based on technology in formal educational contexts.
4. Know how to select, develop and evaluate ICT-mediated educational materials in different face-to-face and virtual teaching contexts.
5. Develop a culture of lifelong and lifewide learning and professional development.

**Theoretical and Practical Contents**

**THEME 1.- KNOWLEDGE SOCIETY.** Science, Technology and Society: the knowledge society. Early Childhood Education Curriculum: the digital divide and digital competence. Educational innovation and the use of ICT: Visual Culture and its importance in the Early Childhood Education.

**THEME 2.- INFORMATION AND COMMUNICATION TECHNOLOGIES FOR EDUCATION.** Technological convergence. New media and new scenarios for education: Web 2.0 environments. Design, elaboration, implementation and evaluation of didactic resources on the web.

**THEME 3.- GOOD TEACHING PRACTICES WITH ICT.** Identification, implementation and assessment of good practices with ICT.

**TEACHING METHODS**

Metodológicamente

**TYPES OF TEACHING**

Types of teaching	M	S	GA	GL	GO	GCL	TA	TI	GCA
Hours of face-to-face teaching	12				48				
Horas de Actividad No Presencial del Alumno/a	18				72				

**Legend:** M: Lecture-based S: Seminar GA: Applied classroom-based groups  
 GL: Applied laboratory-based groups GO: Applied computer-based groups GCL: Applied clinical-based groups  
 TA: Workshop TI: Industrial workshop GCA: Applied fieldwork groups

**Evaluation methods**

- End-of-course evaluation

**Evaluation tools and percentages of final mark**

- Individual assignments 10%
- Teamwork assignments (problem solving, Project design) 40%
- Oral presentation of assigned tasks, Reading 15%
- Portfolio 20%
- modular 15%

**ORDINARY EXAMINATION PERIOD: GUIDELINES AND OPTING OUT**

Evaluación



## EXTRAORDINARY EXAMINATION PERIOD: GUIDELINES AND OPTING OUT

FACULTAD DE EDUCACION, FILOSOFIA Y ANTROPOLOGIA DE SAN SEBASTIAN

La EVALUACIÓN FINAL está dirigida al alumnado que NO ASISTA REGULARMENTE a clase y TENGA DERECHO a acogerse a la realización de una prueba final SEGÚN LA NORMATIVA VIGENTE de la UPV/EHU. La evaluación para los que no vengan a clase consistirá en un examen escrito.

El alumnado puede renunciar a la convocatoria de evaluación final (alumnado que no asiste a clase) no presentándose a dicha prueba. En este caso, la calificación final será "No Presentado".

## MANDATORY MATERIALS

- 1) Sancho, J. M. (2008) De TIC a TAC, el difícil tránsito de un vocal. Investigación en la escuela, 64, 19-30.
- 2) Area, M. y Correa, J.M. (2010). Las Tic entran en las Escuelas. Nuevos retos educativos, nuevas prácticas docentes. En J. De Pablos, M. Area, J. Valverde y J.M. Correa. Políticas educativas y buenas prácticas con tic. Graó. pp. 43-80
- 3) Rosalía Romero (2005). Nuevas tecnologías en Educación Infantil. El rincón del ordenador. Editorial MAD.
- 4) Hernández, F. y Sancho, J.(2011). La introducción de las TIC no demuestra que el alumnado aprenda mejor. M. (2011). Entrevista a Larry Cuban. Cuadernos de Pedagogía, 411, 40 &#8211; 45.
- 5) J.M. Correa y L.P. Gutiérrez (2010). Buenas prácticas con Tic en un taller de cuentos., en J. De Pablos, M. Area, J. Valverde y J.M. Correa. Políticas educativas y buenas prácticas con tic. Pp. 211-217

## BIBLIOGRAPHY

### Basic bibliography

- 1) Sancho, J. M. (2008) De TIC a TAC, el difícil tránsito de un vocal. Investigación en la escuela, 64, 19-30.
  - 2) Revista TERA 2.0 ([https://issuu.com/espinal/docs/cast\\_entera2.0\\_2014](https://issuu.com/espinal/docs/cast_entera2.0_2014)): los siguientes artículos:
    - Investigación, administración y docencia. Panorámica sobre Educación Infantil y Tic.
    - ¿Cómo usar las Tic en la Educación Infantil?
    - Abre la pantalla y mira.
    - Los robots: iniciación a la robótica y los lenguajes de programación,
    - ¿Es posible la clase invertida en la educación infantil?
    - Realidad aumentada en educación infantil.
  - 3) Formación del profesorado de E.I. en tic  
Correa, J.M. (2016). ¿Cómo aprendes a ser maestra? Tic, Género y narrativas visuales de las futuras maestras de educación infantil.  
Correa, J.M. y Aberasturi-Apraiz, E (2015). Redes sociales e identidad digital docente. Experiencias de aprendizaje de futuras maestras de educación infantil a partir de la exposición artística Big Bang Data Opción 31, 311 - 333  
Correa, J.M., Aberasturi, E., Gutiérrez-Cabello, A. (2016). Ciudadanía digital, Activismo docente y Formación de futuras maestras de educación Infantil. Revista Latinoamericana de Tecnología Educativa, 15(2). 33-54
  - 4) Hernández, F. y Sancho, J. (2011). La introducción de las TIC no demuestra que el alumnado aprenda mejor. M. (2011). Entrevista a Larry Cuban. Cuadernos de Pedagogía, 411, 40 &#8211; 45.
  - 5) J.M. Correa y L.P. Gutiérrez (2010). Buenas prácticas con Tic en un taller de cuentos.
  - 6) Reitman, J. (2014). Hombres, mujeres y niños. Paramount Pictures
  - 7) Stone, O. (2016). Snowden. Endgame Entertainment
  - 8) Peirano, M. (2015) ¿ Por qué me vigilan si no soy nadie? <https://www.youtube.com/watch?v=NPE7i8wuupk>
  - 9) Al-Mansour, H. (2012). La bicicleta verde (Wadjda).
  - 10) Makhmalbaf, H. (2007). Buda explotó de vergüenza.
- II) Tecnología 2.0 el siguiente documento contiene diferentes aplicaciones básicas que habrá que demostrar su dominio: [https://issuu.com/joxemi/docs/contenidos\\_2.0](https://issuu.com/joxemi/docs/contenidos_2.0)

### Detailed bibliography

SANCHO GIL, Juana M<sup>a</sup>. (Coord.) (2006). Tecnologías para transformar la educación. Madrid: Universidad Internacional de Andalucía - Akal.

CORREA GOROSPE, J.M., MARTÍNEZ ARBELAIZ, A. y TXOPERENA, E. (2006) Aprendizaje intercultural con el correo electrónico. Cuadernos de pedagogía, 356, 32-35

CORREA GOROSPE, J.M. y MARTÍNEZ ARBELAIZ, A. (en prensa). ¿Qué hacen las escuelas innovadoras con la tecnología?: Las TIC al servicio de la escuela y la comunidad en el colegio Amara Berri. Teoría de la Educación. Educación y Cultura en la Sociedad de la Información.

MARTÍNEZ ARBELAIZ, A. y CORREA GOROSPE, J.M. (2009): Can the grammar of schooling be changed?. Computers & Education 53, 51-56.



## Journals

Computers & Education. [www.elsevier.com/locate/compedu](http://www.elsevier.com/locate/compedu)

Eduotec-e. <http://edutec.rediris.es/Revelec2/>

Pixel-Bit. Revista de medios y educación. <http://intra.sav.us.es:8080/pixelbit/>

Relatec. <http://campusvirtual.unex.es/revistas/index.php?journal=relatec>

Revista de Educación. <http://www.revistaeducacion.mec.es/>

Profesorado. <http://www.ugr.es/~recfpro/>

Digital Education. <http://greav.ub.edu/der/index.php/der>

## Web sites of interest

[http://www.quadernsdigitals.net/index.php?accionMenu=biblioteca.LeerLibroIU.leer&libro\\_id=1400](http://www.quadernsdigitals.net/index.php?accionMenu=biblioteca.LeerLibroIU.leer&libro_id=1400)

<http://clic.xtec.net/>

[http://www.elhuyar.org/unitate\\_praktikoak/](http://www.elhuyar.org/unitate_praktikoak/)

<http://www.zernola.net/>

<http://malted.cnice.mec.es/presentacion/QMalted.htm>

<http://www.aldeaeducativa.com/aldea/DirectorioWeb.asp>

[www.edukiak.info](http://www.edukiak.info)

<http://zientziaberri.nireblog.com/post/2006/12/06/ikastaroa-webquestak>

[http://www.phpwebquest.org/euskera/webquest/soporte\\_izquierda\\_w.php?id\\_actividad=250&id\\_pagina=2](http://www.phpwebquest.org/euskera/webquest/soporte_izquierda_w.php?id_actividad=250&id_pagina=2)

<http://4teachers.org/>

<http://www.elearningeuropa.info/main/index.php?page=home>

## OBSERVATIONS



**COURSE GUIDE** 2024/25

**Faculty** 254 - Faculty of Education, Philosophy and Anthropology

**Cycle** .

**Degree** GPRIMA20 - Bachelor`s Degree in Primary Education

**Year** Second year

**COURSE**

25864 - Organisation of the Education Centre

**Credits, ECTS:** 6

**COURSE DESCRIPTION**

In this course, we present the school as the main scenario for teaching: its structure, resources, key operational aspects, relation system, evaluation and innovation. The subject broadens the perception of the professional environment from the perspective of individual teaching in the classroom in a shared educational and institutional project. Together with the other subjects in the same semester, it will contribute to the development of an interdisciplinary project.

**COMPETENCIES/LEARNING RESULTS FOR THE SUBJECT**

**COMPETENCES AND LEARNING OUTCOMES**

E1. Identify the main characteristics of educational centers as organizations.

1. Differentiate the dimensions that make up the organizational structure of an educational center.
2. Identify the features that differentiate educational centers from other types of organizations.
3. Relate the elements and levels that comprise the administrative aspects of educational centers.

E2. Analyze the social and institutional contexts of educational centers in order to propose or critically design appropriate educational and organizational actions.

1. Identify the essential characteristics that define the current social context (knowledge society and sociocultural context) and the institutional context (educational system and educational administration) of the current educational centers and their fundamental challenges.
2. Propose actions and strategies to place the educational organization in these environments, designing intervention proposals.

E3. Reflect on the institutional goals of educational organizations according to the changes in their social context, paying special attention to school innovation, improvement and evaluation.

1. Identify the places where explicit written institutional goals are centralized, as well as other environments in which present and future proposals for action emerge. Identify the objectives hidden in the explicit or implicit proposals.
2. Identify and analyze proposals for institutional self-evaluation and external evaluation from a broad perspective.
3. Study and assess good practices in educational centers.
4. Propose or design specific proposals for innovation and improvement of the objectives and achievements of educational organizations.

E4. Define the groupings, the material and functional resources, as well as the manifest or hidden- structures at the service of the educational project of the center, and evaluate them critically in relation to this purpose.

1. Differentiate the basic organs of government, participation and coordination of an educational center, their competences and general functions, showing sensitivity to the role that each one of them occupies individually and collectively for the achievement of an institutional collective project.
2. Design or present proposals for the improvement of the structures and relational climate in the center.

E5. Identify and analyze the components of the existing culture(s) in the educational centers as elements that provide understanding and direct the activity of the educational center, paying special attention to its relational aspect (internal and external) as well as to the processes of participation of the educational agents in the center.

1. Analyze concrete cases about the reality of the centers, identifying some of the cultural features and proposing possible steps for the establishment or change of certain elements in the culture of the centers.
2. Analyze the levels of participation in the educational center and design proposals to improve them.

**Theoretical and Practical Contents**

**SYLLABUS**

**UNIT 1. THE MEANING OF EDUCATIONAL CENTERS AS ORGANIZATIONS** General characteristics of organizations. Educational centers as organizations. Theoretical traditions in social research and their interpretation in the educational organization.

**UNIT 2. THE SOCIAL CONTEXT AND ENVIRONMENT OF SCHOOL ORGANIZATIONS.** The school in the Information Society. The educational system and the educational administration. The close social environment and the educational center.

**UNIT 3. THE SCHOOL INSTITUTION AS AN ORGANIZATION.** Institutional planning documents. Priority learning goals. Human resources: students, teachers, family members, administration and service personnel, and various agents from the community. Material resources: space and didactic material. Functional resources. Relationships within the organization, coexistence and participation in the school organization.



UNIT 4. SCHOOL IMPROVEMENT AND INSTITUTIONAL EVALUATION. The traditions of school improvement. The processes of improvement and innovation in the educational organization. Quality and equality. Internal institutional evaluation, external institutional evaluation (audits). Different models of institutional evaluation.  
 UNIT 5: CHALLENGES OF SCHOOL ORGANIZATION: IMMIGRATION, MARGINALIZATION, RURAL SCHOOLS.

**TEACHING METHODS**

**METHODOLOGY**

The course will have a regular structure based on a theoretical session with the whole group and a practical session with two subgroups per week. In these sessions, we will focus on the understanding and integration of the content, and student participation will be very important. To address the subject properly, a course has been created in the Virtual Teaching-Learning Platform eGela of the UPV/EHU. This virtual course sets out the methodology and materials to be used, including the selection of required readings. This selection of readings from the basic and in-depth bibliography is listed below.

a) Continuous evaluation

Continuous evaluation will be the priority type of evaluation. It is made up of theoretical and practical sessions. The theoretical sessions will last two hours. Although focused on the whole group, in these sessions the teacher will combine presentations and small practical sessions. In the theoretical sessions, there will be a presentation of new contents, sometimes with the help of reflection exercises, and at other times, the activities will aim to deepen the content of the session and clarify doubts.

Practical sessions for small groups. These sessions last two hours, and the activities that will take place will be related to the content described in the theoretical sessions. Different types of activities are carried out, such as dialogic reading or analysis of case studies. Students will work mainly in small groups, although there will also be activities for individuals and large groups.

Each term students will have to do a group project in the module. They will have two weeks during the term to do the module work in class, and they will have the support of the teacher during the course for guidance on any doubts and questions raised in the project.

Tutorials. With the tutoring schedule, and especially in the second term, fixed schedules will be established for the groups to follow up the work set outside the classroom.

b) Final exam

Students evaluated in the final exam will have to carry out an individual project through the readings and exercises proposed by the teacher. Students who choose the final exam may raise questions based on their work during tutorial sessions.

In both continuous evaluation and final exam, students will work on the readings, videos, explanations by the teacher, explanations by the students, group work by the students, etc. needed for the development of the students' competences.

In any case, if the health situation requires it, the course is prepared for the online format in both the continuous evaluation and final exam. In this case, classes and tutorials would be taught through the Blackboard Collaborate platform and use would be made of the online resources (eGela, e-mail) that the UPV/EHU makes available to the academic community.

**TYPES OF TEACHING**

Types of teaching	M	S	GA	GL	GO	GCL	TA	TI	GCA
Hours of face-to-face teaching	12		48						
Horas de Actividad No Presencial del Alumno/a	18		72						

**Legend:** M: Lecture-based S: Seminar GA: Applied classroom-based groups  
 GL: Applied laboratory-based groups GO: Applied computer-based groups GCL: Applied clinical-based groups  
 TA: Workshop TI: Industrial workshop GCA: Applied fieldwork groups

**Evaluation methods**

- Continuous evaluation
- End-of-course evaluation

**Evaluation tools and percentages of final mark**

- Written test, open questions 40%
- Teamwork assignments (problem solving, Project design) 40%
- Lan Modularra 20%

**ORDINARY EXAMINATION PERIOD: GUIDELINES AND OPTING OUT**

**EVALUATION**

- a) Continuous evaluation.



Interdisciplinary work: 20%.  
Group portfolio: 60%.  
Final test: 20%.

b) Final evaluation  
Individual portfolio: 40%.  
Final exam: 60%.

Students evaluated in the final evaluation have the opportunity to take the final exam with a value of 100%, if they so indicate.

Article 8 of the UPV-EHU Evaluation Regulations states that students have the right to refuse continuous evaluation. Anyone wishing not to do so should complete the form provided and send it to the teacher, within the established period and conditions.

### EXTRAORDINARY EXAMINATION PERIOD: GUIDELINES AND OPTING OUT

#### SECOND CALL

If the student does not pass in the first call, they will have to take part in the second/extraordinary call. The parts of the subject the student passed in the first call will be considered for the second call if the student does not express the contrary in written and before marks are published.

If the student does not pass in the extraordinary call, the partial marks will not be considered the following school year.

### MANDATORY MATERIALS

The materials used will be the following:

- eGeLa
- A dossier composed of academic papers.
- Videos.
- Articles and news related to the topic.

### BIBLIOGRAPHY

#### Basic bibliography

- ANTUNEZ, S., GAIRIN, J. (2006). La organización escolar. Práctica y fundamentos. Bartzelona: Grao.
- ANTUNEZ, S. (1993). Claves para la organización de centros escolares. Bartzelona: ICE-Horsori.
- BOLIVAR, A. (1999): Cómo mejorar los centro educativos. Madril: Síntesis
- BUJAN, K.; ARAMENDI, P. (2005). Eskola-antolaketa. Bilbo: UEU.
- CARDA R.M. eta LARROSA F. (2007). La organización del centro educativo: manual para maestros. Alicante: Club Universitario
- GAIRÍN, J. (1996). La organización escolar: contexto y texto de actuación. Madril: La Muralla.
- GAIRIN J. eta DARDER P. [Koor.] (1997). Ikastetxeen antolamendua: oinarritzko alderdiak. Leioa: UPV/EHU.
- GAIRÍN, J. eta DARDER, P. (1994). Organización y Gestión de centros educativos. Bartzelona: Praxis.
- GATHER, M., MAULINI, O. (2010). La organización del trabajo escolar. Una oportunidad para repensar la escuela. Bartzelona: Grao.
- GONZALEZ M. T. (KOORD.) (2003): Organización y Gestión de centros escolares. Dimensiones y procesos. Madril: Pearson Educación.
- HARGREAVES, A. (2008). El liderazgo sostenible. Siete principios para el liderazgo en centros educativos innovadores. Madril: Morata.
- LORENZO, L. (2011). Organización de centros educativos. Modelos emergentes. Madril: La Muralla.
- RIVAS FLORES, J.I.; LEITE MÉNDEZ, A.E. Y CORTÉS, GONZÁLEZ, P. (2011). Paradojas y conflictos entre las culturas del profesorado, las familias y los estudiantes en el contexto escolar. Revista de Educación nº 356, pp. 161-183. 2015/05/25ean berreskuratua:  
[http://www.revistaeducacion.educacion.es/re356/re356\\_07.pdf](http://www.revistaeducacion.educacion.es/re356/re356_07.pdf)
- SANTAMARIA, R.M., NAVARRO, A. (2012). Organización y planificación escolar. Madril: Editorial Síntesis.
- SAN FABIÁN MAROTO, J.L. (2014). Evaluar programas socioeducativos en tiempos de crisis. Un enfoque organizativo. Oviedo, Editorial Trabe.
- SAN FABIÁN, J.L. eta GRANDA, A. (2013). Autoevaluación de centros educativos. Madril, Síntesis.
- SANTOS GUERRA, M.A (KOORD.) (2001): Organización y Gestión Escolar. Bartzelona: Cisspraxis. Biblioteca Básica del Profesorado.
- TEJADA FERNANDEZ, José (1998). Los agentes de la innovación en los centros educativos. Profesores, directivos y asesores. Malaga: Aljibe.
- TRILLO, F. (Koord.) (2002). Evaluación de programas, estudiantes, centros y profesores. Bartzelona: Praxis.
- VALVERDE BERROCOSO, J. (coord..) (2015). El proyecto de educación digital en un centro educativo. Madrid, Síntesis.



### Detailed bibliography

- AYUSTE A., FLECHA R., LOPEZ F. (1999) Planteamientos de la pedagogía crítica. Comunicar y transformar. Bartzelona: Graó
- DIEZ E., MARTÍ F., PERIAÑEZ R. (1995): Estructurar las organizaciones: 18 casos prácticos de análisis de problemas y búsqueda de soluciones. Madril: Síntesis.
- ELBOJ C., PUIGDELLIVOL I. et al. (2002) Comunidades de aprendizaje. Transformar la educación. Bartzelona: Graó
- FANTOVA F. (1997). Borrando Fronteras.Vol.5. Quito (Ecuador), CECADIS.
- LÓPEZ J., SÁNCHEZ M. (2002): Análisis de organizaciones educativas a través de casos. Madril: Síntesis.
- SAN FABIÁN, J.L. eta GRANDA, A. (2013). Autoevaluación de centros educativos. Madril: Síntesis.

### Legeak eta Dekretuak

- 175/2007 Dekretua, urriaren 16koa, Euskal Autonomia Erkidegoko Oinarrizko Hezkuntzaren curriculuma sortu eta ezartzekoa.
- 97/2010 Dekretua, martxoaren 30koa, Euskal Autonomia Erkidegoko Oinarrizko Hezkuntzaren curriculuma sortu eta ezartzeko den Dekretua aldatzen duena.
- 1/1993 Legea, otsailaren 19koa, Euskal Eskola Publikoari buruzkoa.
- 3/2008 Legea, ekainaren 13koa, Euskal Eskola Publikoari buruzko Legea bigarrenez aldatzekoa.
- Ley Orgánica 2/2006, maitzaren 3koa, de Educación.
- Ley Orgánica 8/2013, abenduaren 9koa, para la mejora de la calidad educativa (LOMCE)
- <http://www.boe.es/boe/dias/2013/12/10/pdfs/BOE-A-2013-12886.pdf>

### Journals

- Comisión Europea. Dirección General de Educación y Cultura  
[http://ec.europa.eu/dgs/education\\_culture/index\\_en.htm](http://ec.europa.eu/dgs/education_culture/index_en.htm)
- Consejo Escolar de Euskadi.  
[http://www.hezkuntza.ejgv.euskadi.net/r43573/es/contenidos/informacion/did2/es\\_2053/d2\\_c.html](http://www.hezkuntza.ejgv.euskadi.net/r43573/es/contenidos/informacion/did2/es_2053/d2_c.html)
- Revista Cuadernos de Pedagogía.
- Euridyce Network. Red de los sistemas educativos europeos y las políticas educativas de la UE.  
[http://eaca.ec.europa.eu/education/eurydice/index\\_en.php](http://eaca.ec.europa.eu/education/eurydice/index_en.php)
- Hik Hasi. Euskal Heziketarako Aldizkaria.
- Revista Aula de Educación Infantil, Ed. Graó.
- Revista Guix d'Infantil, Ed. Graó.
- Revista Organización y Gestión Educativas.

### Web sites of interest

- Consejo Escolar de Euskadi.  
[http://www.hezkuntza.ejgv.euskadi.net/r43573/es/contenidos/informacion/did2/es\\_2053/d2\\_c.html](http://www.hezkuntza.ejgv.euskadi.net/r43573/es/contenidos/informacion/did2/es_2053/d2_c.html)
- Hezkuntza Saila (Eusko Jaurlaritzza)  
<http://www.hezkuntza.net>

### OBSERVATIONS